

BUILDINGS THAT LAST START WITH GREEN POST™

Post Frame plans are many, but the choice for protecting wood posts are few...

GREEN POST™

When building a Post Frame Building or Pole Barn

you want it to last, with a **one-piece continuous wood post like the Green Post™**, you can be rest-assured of a structurally sound building for many years to come. **Without Green Post™**, **your post will decay** and require replacement at the ground level which can be labor intensive and expensive to repair.

Green Post™

- Keeps the *treatment* in your post.
- Light and easier to install (**no special anchors required**).
- Post Frame/Pole Barn plans with one piece/continuous wood posts offer superior strength characteristics as compared to connection required alternatives.
- Significantly increases the service life of Post Frame/Pole Barn posts.
- Post Frame/Pole Barn plans that start with Green Post™ provide superior resistance to wind uplift when used with concrete.
- Provides superior protection from the harmful effects of:
 - Concrete
 - Termites/Soil Organisms
 - Rot and Decay
 - Corrosive Soils Agents
 - Soil Nutrients
 - Moisture/Oxygen
- Better structural performance because the posts remain dry (dry use conditions may apply).
- Available for treated and untreated posts.
- Available for all popular sizes of Glulams, NailLams and Solid Sawn Posts for post frame construction applications.



For concrete and in-ground applications.

TO MAXIMIZE UPLIFT RESTRAINT USE CONCRETE

*Concrete fills in the notched areas to maximize uplift restraint



The Most Affordable, All-In-One Solution for Eliminating In-Ground Post Decay and Rot with Uplift Restraint

Made in the USA

*For Maximum Uplift Restraint Use Concrete

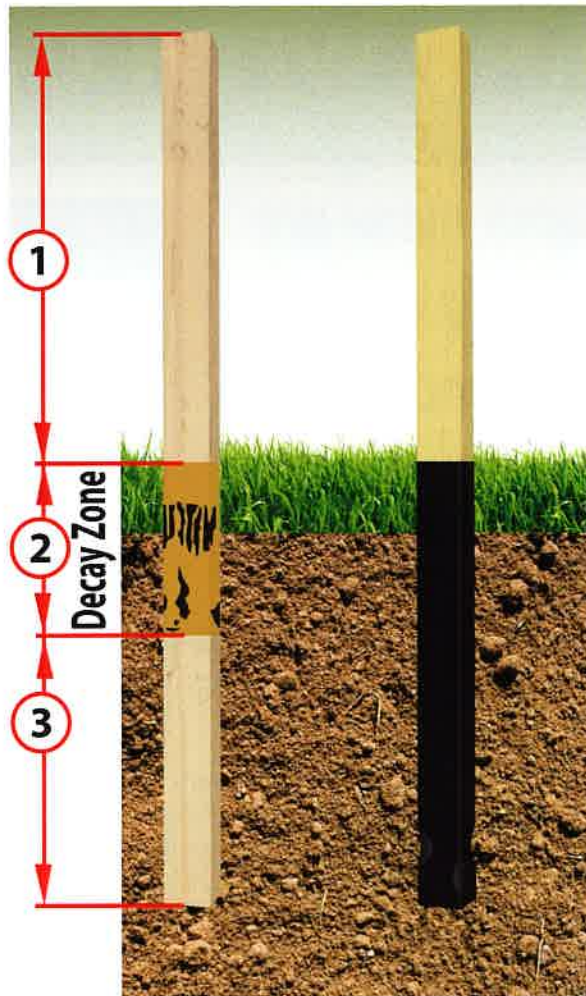


Quality Engineered Posts & Beams

199 Quality Circle, New Holland, PA 17557
phone 717-355-9813 • fax 717-355-2018

UNDERSTANDING DECAY AT DIFFERING RATES

- 1 The area 2" above the soil-line to the top of the post is exposed to sunlight and good air circulation. This is a preferred environment for wood posts to last a long time.
- 2 The area 2" above the ground to 16" below the soil-line is the most vulnerable area for post decay to occur because high moisture content combined with available oxygen and soil nutrients are most favorable for biological growth.
- 3 Required levels of oxygen are not present for biological growth from 16" below the ground-line to the base of the post. Even though moisture availability is typically high at this depth, there is not enough food and oxygen to support the presence of wood destroying organisms.



Green Post's double-barrier system is based on the use of reliable high-quality materials.

Polyethylene - A proven ground contact damp-proof membrane utilized for over 50 years.

Bitumen - A protective wood coating utilized for over 1200 years.

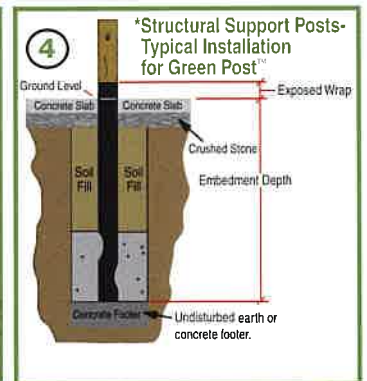
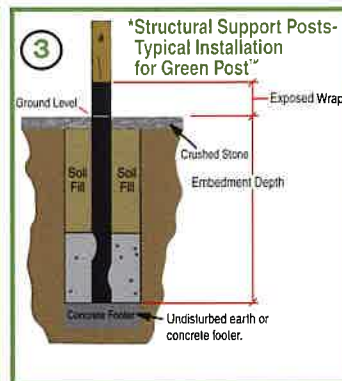
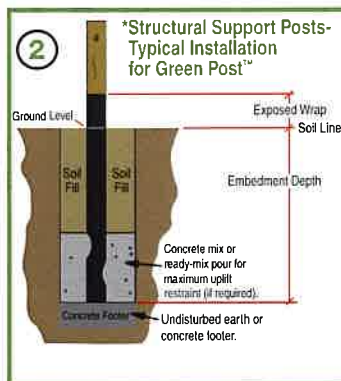
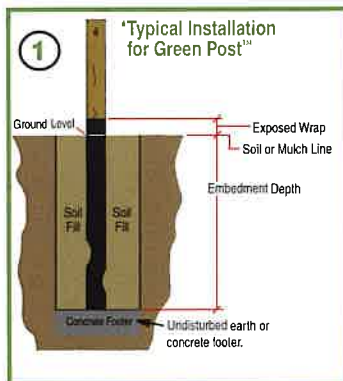
This 2-step process encapsulates the posts preventing leaching of preservatives into the ground.

TYPICAL INSTALLATIONS

For *non-structural application* such as fence posts, mailbox posts, sign posts, etc.: A minimum of 2" must be exposed from the top of the Green Post™ wrap to the top of the exposed earth or concrete surface line. *Ref. ①*

For *structural application* requiring building code compliance such as post-frame construction, interior or exterior support columns etc.: A minimum of 8" must be exposed from the top of the Green Post™ wrap to the top of the exposed earth. *Ref. ② and ③*

If a concrete slab is installed, a minimum of 2" must be exposed from the top of the Green Post™ wrap to the top of the concrete surface line. *Ref. ④*



Uplift Restraint Notches are enlarged for illustration purposes.

*Consult local building code requirements.



East Earl, PA • 717-488-0034
www.planetsaverind.com

